

NEW MAXIMUM Series

• Solid Door Freezer •

Stainless Steel Interior and Front Digitally Controlled Uniform Temperature

- * **Digitally Controlled Temperature**
Enables you to see temperature without opening the door. Freshness of products lasts longer by keeping the correct temperature.
- * **Bottom Mounted Compressor**
All units feature a bottom-mounted compressor for energy savings, high efficiency and easy service. The bottom-mounted compressor also allows the food to be placed in an ergonomically correct location.
- * **Stainless Steel**
The New Maximum Series are constructed of high quality stainless steel on the interior and front. Our stainless steel construction will ensure a bright, dent-resistant and durable finish for years to come.
- * **Efficient Refrigeration System**
Turbo Air's solid freezers are designed with over-sized evaporators and condensers for fast cooling and greater efficiency.
- * **High-tech Monitor**
The unit will beep to warn you if the door has been open for more than 5 minutes. The monitor digitally displays the present temperature. You can easily adjust the temperature by pressing the up or down button.
- * **Field Reversible door(MSF-23NM)**
- * **CEC. California Energy Commission Certificated**
- * **MEA. City of New York Building Department Approved**



MSF-23NM



MSF-49NM



Model	Swing Door	CU./FT.	#of Shelves	HP	AMPS	Weight	L D H	List Price
MSF-23NM	1	23	3	1/3	7.0	273	26.8 x 30.8 x 77.6	4,323.84
MSF-49NM	2	49	6	1/2	10.9	405	53.9 x 30.8 x 77.6	6,384.09

* Height does not include 5" for caster height.


CABINET INTERIOR/EXTERIOR SPECIFICATIONS

ELECTRICAL DATA	MSF-23NM	MSF-49NM
Voltage	115/60-1	115/60-1
Feed Wires (With ground)	3	3
Wattage	550	900
Amperes	7A	10.9A
SHIPPING DATA		
Length-Crated (in)	28.3	55.5
Depth-Crated (in)	32.3	32.3
Height-Crated (in)	82.2	82.2
Volume Crated (cu.ft)	43.4	85.2
Net Weight (lbs)	273	405
Weight After Packing (lbs)	299	449
DIMENSIONAL DATA		
# of Doors	1	2
Cubic Feet	23	49
Rack Capacity	1	2
Length Overall (in)	26.8	53.9
Depth Overall (in)	30.8	30.8
Height Overall (in)	82.6	82.6
Interior Dimension (LxDxH)	22.9x24.0x59.3	50x24.0x59.3
Shelf Size	22x23.1	24.3x23.1
# of Shelves	3	6


*Design and specifications can be changed without prior notice for product improvement.

- * **Self-diagnostic System**
Shows the status of the unit immediately.
- * **Holds 10°F~ -10°F**
- * **Recessed Handles**
Turbo Air's recessed handle enhances our products aesthetically and functionally.
- * **Bun Tray Racks Available**
All models are available for full door tray racks.
- * **Other Features**
 - Solid and sturdy grille design.
 - Minimum wattage heater in the cabinet frame to conserve energy and keep your cabinet water free.
 - Incandescent interior lighting.
 - Foamed with polyurethane, high-density cell insulation.(CFC free)
 - Positive seal with self closing doors.
 - Automatic evaporator fan motor delay when the door is open.
 - Rounded corner contoured line.
 - Door locks.
 - 4" swivel casters.(standard)

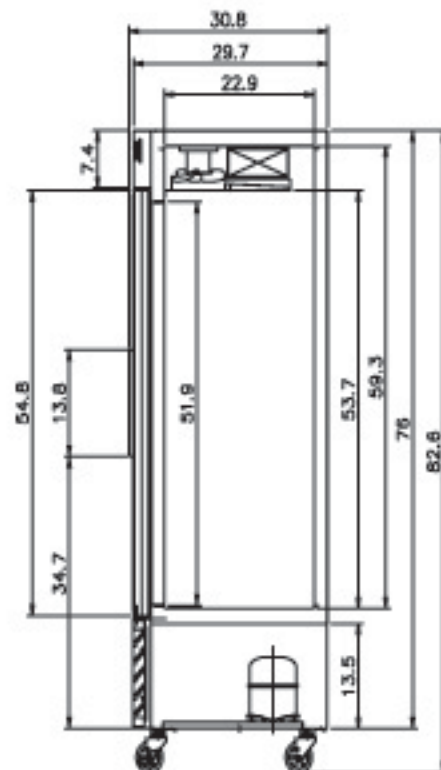
ONE DOOR PLAN VIEW



TWO DOOR PLAN VIEW



(UNIT : INCH)



SOLID DOOR SIDE VIEW