



QuietQube® S-600C Remote Ice Cube Machine

Air-Cooled Ice Cube Machine
with Patented CVD Technology®



Manitowoc



Series 600C Ice Cube Machine - 115V



CVD Condensing Unit - 230V



QuietQube® Series Remote System consists of a remote condensing unit, interconnecting refrigerant lines, ice machine head section, ice deflector, and ice storage unit— whether storage bin, countertop or floor-standing dispenser. All ordered separately. QuietQube ice machine with CVD condensing unit is designed as a Manitowoc system and not for use with any other ice machine or remote condenser brand.

- Up to 650* lbs. (295 kgs.) daily ice production

**Production rating outside the scope of ARI Standard 810.*

- Only 30" (76.2 cm) wide, 21.50" (54.61 cm) high
- Quiet operation eliminates most noise from the refrigeration system. Promotes relaxing atmosphere
- Patented CVD technology improves reliability and extends life of the compressor
- Ice machine is lighter in weight and 115 volt which simplifies installation and reduces electrical installation cost
- Utility connections out back or top of unit maximizes floor space and provides additional installation options
- Stainless steel exterior with the fit and finish of an appliance enhances the display in any self-serve environment
- Patented cleaning and sanitizing technology
- Standard installation criteria facilitates easy replacement of existing remote condenser unit
- Warranty
 - 5-year parts and 5-year labor coverage on ice machine evaporator
 - 5-year parts and 3-year labor coverage on ice machine compressor
 - 3-year parts-and-labor coverage on all other ice machine, dispenser, and storage bin components



ISO 9001:2000
Quality System Certified

America's #1 Selling Ice Machine

Ice Cube & Flake Machines • Ice Storage Bins • Ice Dispensers

Manitowoc
Foodservice Group


Manitowoc QuietQube® Series-600C Remote

REMOTE AIR-COOLED ICE MACHINE

Model	Cube size	Ice production 24 hours		Power*	
		lbs.	kgs.	kWh/100 lbs.	
SD-0672C	dice	580	263	6.1 <i>1ph</i>	6.1 <i>3ph</i>
SY-0674C	half-dice	580	263	6.1 <i>1ph</i>	6.1 <i>3ph</i>

Water usage/100 lbs./45.4 kgs. of ice • Potable Water: 20 gallons, 76 liters

Ice machine for use with ice storage bin or ice dispenser and CVD condensing unit all ordered separately.
*kWh per 100 lbs. is total power of ice machine and condensing unit.

 Certified in Accordance with ARI Automatic Commercial Ice-Cube Machines (Batch-Type) Certification Program, which is based on ARI Standard 810

Ice Machine Electric

115/60/1 standard. (230/50/1 also available, consult factory.)

Total Amps: 1.1

Max. fuse size: 15 amps

HACR-type circuit breakers can be used in place of fuses.

Specifications

Operating Limits:

- Ambient Temperature Range: 35° to 110°F (1.7° to 43°C)
- Water Temperature Range: 35° to 90°F (1.7° to 32.2°C)
- Water Pressure Ice Maker Water In: Min. 20 psi (137.9 kPa) Max. 80 psi (551.1 kPa)



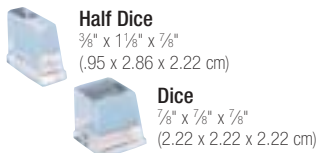
24-HOUR PRODUCTION †		lbs.		kgs.	
REMOTE AIR-COOLED UNIT					
air temp		water temp			
°F	50°	70°	90°		
°C	10°	21°	32°		
-20° to 70°	650	600	560		
-29° to 21°	343	316	293		
90°	630	580	530		
32°	332	304	277		
100°	590	540	510		
38°	310	282	266		

†Production for Dice and Half Dice cubes.

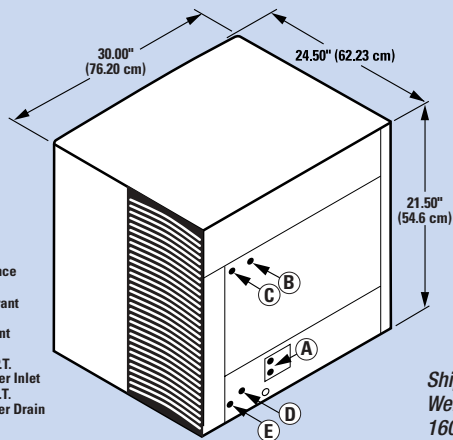
AuCS@SI Accessory

Automatic Cleaning System purchased as an option and installed in the machine. Simple plug and play electrical, communication, and dispense system.

2 Cube Sizes Available



600C Ice Machine



Shipping Weight: 160 lbs. 73 kgs.

CVD 0685 REMOTE CONDENSING UNIT

Installation Information and Dimensions:

Maximum Line Length—100' (30.5 m).*

Maximum Vertical Rise*—35' (10.7 m) above ice machine.

Maximum Vertical Drop—15' (4.5 m) below ice machine.

*A rise over 20' (6 m) requires S-Trap Kit K-00172 - ordered separately.



Condensing Unit Electric

208-230/60/1 standard.

208-230/60/3 and 230/50/1 also available. 50 Hz version of this model meets the international standard, IEC335-1, requirements for "tropical rating," the most severe duty rating an ice machine can obtain, (consult factory). HACR-type circuit breakers can be used in place of fuses. **Note:** QuietQube ice machine is wired independent of CVD condensing unit.

Min. circuit ampacity: 9.6 *1ph*
7.3 *3ph*

Max. fuse size: 15 amps *1ph*
15 amps *3ph*

HACR-type circuit breakers can be used in place of fuses.

BTU Per Hour:

10,600 (average) 15,700 (peak)

Compressor:

Nominal rating: 1.25 HP

Operating Limits:

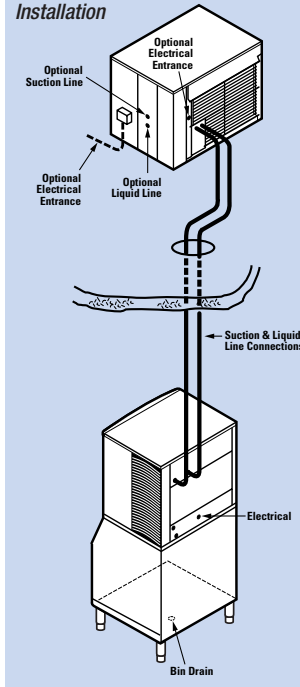
- Ambient Temperature Range: -20° to 120°F (-29° to 49°C)

Standard Interconnecting Tubing

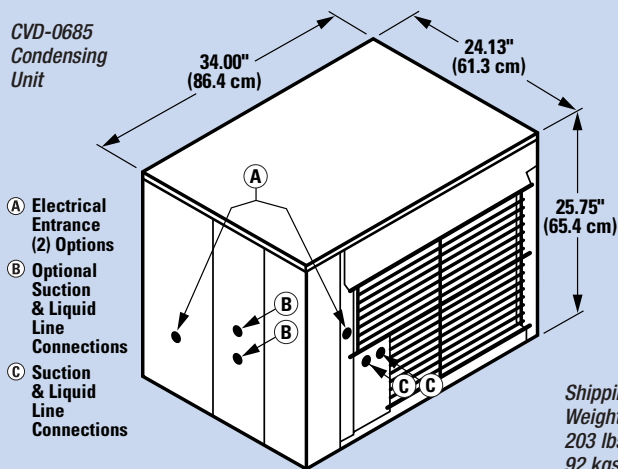
Model	Line Length		Weight	
	ft.	m.	lbs.	kgs.
RC-21	20	6	12	5
RC-31	30	9	20	9
RC-51	50	15	28	13



Typical Installation



CVD-0685 Condensing Unit



Shipping Weight: 203 lbs. 92 kgs.

©2004 Manitowoc 3022 - 7/04. Continuing product improvement may necessitate change of specifications without notice.



MANITOWOC ICE, INC.
2110 South 26th Street, P.O. Box 1720
Manitowoc, WI 54221-1720, USA
Ph: 920-682-0161 • Fax: 920-683-7589
Visit us online at www.manitowocice.com

