



QuietQube® S-850C Remote Ice Cube Machine

Air-Cooled Ice Cube Machine
with Patented CVD Technology®



Manitowoc®



Series 850C Ice Cube Machine - 115V



CVD Condensing Unit - 208V



QuietQube® Series Remote System consists of a remote condensing unit, interconnecting refrigerant lines, ice machine head section, ice deflector and ice storage unit whether storage bin, countertop or floor-standing dispenser. All ordered separately. QuietQube ice machine with CVD condensing unit's designed as a Manitowoc system and not for use with any other ice machine or remote condenser brand

- Up to 770* lbs. (349 kgs.) daily ice production

**Production rating outside the scope of ARI Standard 810.*

- Only 30" (76.2 cm) wide, 26.50" (67.3 cm) high
- Quiet operation eliminates most noise from the refrigeration system. Promotes relaxing atmosphere
- Patented CVD technology improves reliability and extends life of the compressor
- Ice machine is lighter in weight and 115 volt which simplifies installation and reduces electrical installation cost
- Utility connections out back or top of unit maximizes floor space and provides additional installation options
- Stainless steel exterior with the fit and finish of an appliance enhances the display in any self-serve environment
- Patented cleaning and sanitizing technology
- Standard installation criteria facilitates easy replacement of existing remote condenser unit
- Warranty
 - 5-year parts and 5-year labor coverage on ice machine evaporator
 - 5-year parts and 3-year labor coverage on ice machine compressor
 - 3-year parts-and-labor coverage on all other ice machine, dispenser, and storage bin components



ISO 9001:2000
Quality System Certified

America's #1 Selling Ice Machine

Ice Cube & Flake Machines • Ice Storage Bins • Ice Dispensers

Manitowoc
Foodservice Group


Manitowoc QuietQube® Series-850C Remote

REMOTE AIR-COOLED ICE MACHINE

Model	Cube size	Ice production 24 hours		Power*	
		lbs.	kgs.	kWh/100 lbs.	
SD-8052C	dice	690	313	6.0 <i>1ph</i>	5.8 <i>3ph</i>
SY-0854C	half-dice	690	313	6.0 <i>1ph</i>	5.8 <i>3ph</i>

Water usage/100 lbs./45.4 kgs. of ice • Potable Water: 18 gallons, 68 liters

Ice machine for use with ice storage bin or ice dispenser and CVD condensing unit all ordered separately.
 *kWh per 100 lbs. is total power of ice machine and condensing unit. Ice machine is 1 ph only.
 Condensing unit is 1 ph or 3 ph.

 Certified in Accordance with ARI Automatic Commercial Ice-Cube Machines (Batch-Type) Certification Program, which is based on ARI Standard 810

Ice Machine Electric

115/60/1 standard. (230/50/1 also available, consult factory.)

Total Amps: 1.1

Max. fuse size: 15 amps

HACR-type circuit breakers can be used in place of fuses.

Specifications

Operating Limits:

- Ambient Temperature Range: 40° to 110°F (4.4° to 43.3°C)
- Water Temperature Range: 40° to 90°F (4.4° to 32.2°C)
- Water Pressure Ice Maker Water In: Min. 20 psi (137.9 kPa) Max. 80 psi (551.1 kPa)



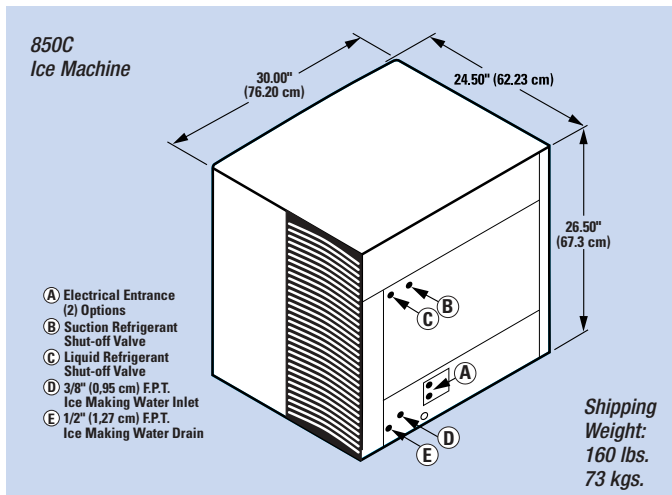
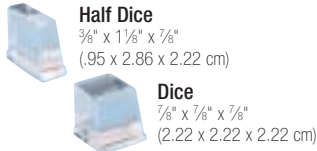
air temp	24-HOUR PRODUCTION † lbs. kgs.		
	REMOTE AIR-COOLED UNIT		
°F	50°	70°	90°
°C	10°	21°	32°
-20° to 70°	770	710	670
-29° to 21°	349	322	304
90°	750	690	650
32°	340	313	295
100°	720	660	620
38°	327	299	281

†Production for Dice and Half Dice cubes.

AuCS® Accessory

Automatic Cleaning System purchased as an option and installed in the machine. Simple plug and play electrical, communication, and water system.

2 Cube Sizes Available



CVD 0885 REMOTE CONDENSING UNIT

Installation Information and Dimensions:

Maximum Line Length—100' (3,000 cm).*

Maximum Vertical Rise*—35' (1,050 cm) above ice machine.

Maximum Vertical Drop—15' (450 cm) below ice machine.

*A rise over 20' (600 cm) requires S-Trap Kit K-00166 - ordered separately.



Condensing Unit Electric

208-230/60/1 standard.

208-230/60/3 and 230/50/1 also available. 50 Hz version of this model meets the international standard, IEC335-1, requirements for "tropical rating," the most severe duty rating an ice machine can obtain, (consult factory). HACR-type circuit breakers can be used in place of fuses. **Note:** QuietQube ice machine is wired independent of CVD condensing unit.

Min. circuit ampacity: 11.5 *1ph*
8.0 *3ph*

Max. fuse size: 20 amps *1ph*
15 amps *3ph*

HACR-type circuit breakers can be used in place of fuses.

BTU Per Hour:

16,000 (average) 22,000 (peak)

Compressor:

Nominal rating: 1.75 HP

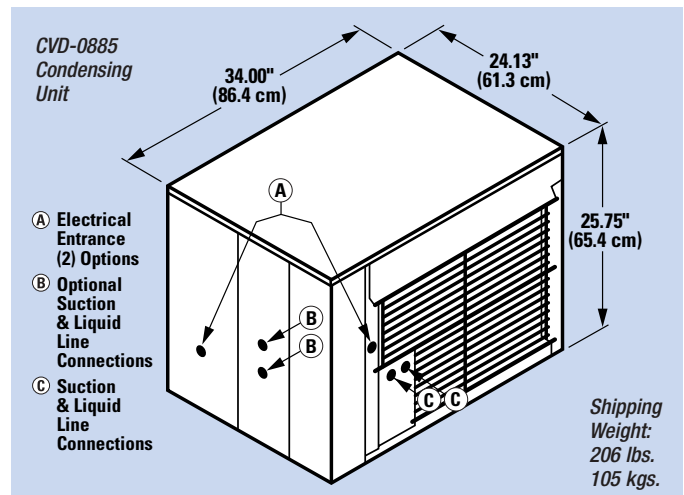
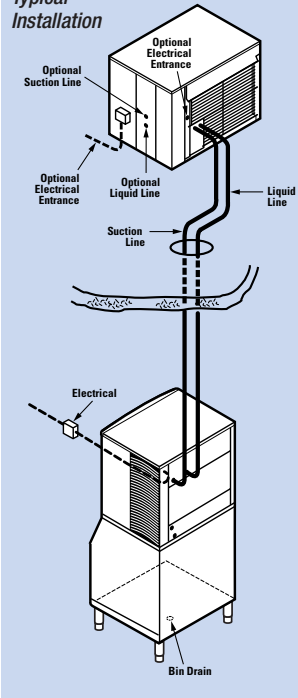
Operating Limits:

- Ambient Temperature Range: -20° to 130°F (-29° to 54°C)

Standard Interconnecting Tubing

Model	Line Length		Weight	
	ft.	m.	lbs.	kgs.
RC-20	20	6	12	5
RC-30	30	9	20	9
RC-50	50	15	28	13

Typical Installation



©2003 Manitowoc 2710 - 1203 Continuing product improvement may necessitate change of specifications without notice.



MANITOWOC ICE, INC.
 2110 South 26th Street, P.O. Box 1720
 Manitowoc, WI 54221-1720, USA
 Ph: 920-682-0161 • Fax: 920-683-7589
 Visit us online at www.manitowocice.com

