

# S-Series 500 Ice Cube Machine



S-Series 500  
Ice Machine on B-570 Bin

- SANITATION**  
We've made it simple to clean
- SAVINGS**  
The perfect balance of power and efficiency
- SOUND**  
Designed to run whisper-quiet
- SERVICEABILITY**  
Easy access means less downtime

- Up to 540 lbs. (245 kgs.) daily ice production
- Only 30" (76.20 cm) wide
- Removable water distribution tube with no tools
- Food zone designed with soft, round, cove corners
- Patented cleaning and sanitizing technology
- Select components made with AlphaSan antimicrobial
- Hinged front door for easy access
- Warranty  
5-year parts and 5-year labor coverage on ice machine evaporator  
5-year parts and 3-year labor coverage on ice machine compressor  
3-year parts-and-labor coverage on all other ice machine, dispenser, and storage bin components



ISO 9001:2000  
Quality System  
Certified

**America's #1 Selling Ice Machine**

Ice Cube & Flake Machines • Ice Storage Bins • Ice Dispensers



# Manitowoc S-Series 500

Model	Cube size	Ice production 24 hours		Power kWh/100 lbs.
		lbs.	kgs.	
SD-0502A	dice	400	181	6.4
SD-0503W	dice	480	218	4.9
SY-0504A	half-dice	400	181	6.4
SY-0505W	half-dice	480	218	4.9
REMOTE AIR-COOLED WITH JC-0495A CONDENSER				
SD-0592N	dice	460	209	6.4
SY-0594N	half-dice	460	209	6.4
Water usage/100 lbs./45.4 kgs. of ice				
Potable Water: 18 gallons, 68 liters • Water-cooled Condenser: 138 gallons, 522 liters				

Order ice storage bin separately. "A" or "W" following model number indicates "Air" or "Water" condensing unit. Ice storage bin and JC-0495A remote condenser must be ordered separately. Consult remote condenser specification sheet for details.



## Ice Machine Electric

115/60/1 standard. (208-230/60/1 and 230/50/1 also available.)

**Min. circuit ampacity:** Air-cooled — 13 amps  
Water-cooled — 12.3 amps  
Remote — 14.1 amps

**Max. fuse size:** Air-cooled, Water-cooled, Remote — 20 amps  
HACR-type circuit breakers can be used in place of fuses.

## Specifications

**BTU Per Hour:**  
7,000 (average) 9,600 (peak)

**Compressor:**  
Nominal rating: 3/4 HP

**Cupra-Nickel Condenser:**  
(Water-cooled models)  
Adds protection from corrosive water elements.

**Operating Limits:**

- Ambient Temperature Range:  
Air and water:  
35° to 110°F (1.6° to 43.3°C)  
Remote: -20° to 120°F (-29° to 49°C)

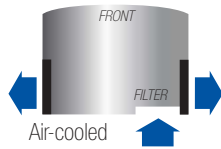
- Water Temperature Range:  
35° to 90°F (1.6° to 32.2°C)

- Water Pressure Ice Maker Water In:  
Min. 20 psi (137.9 kPa)  
Max. 80 psi (551.1 kPa)

- Condenser Inlet Water In:  
(Water cooled only)  
Min. 20 psi (137.9 kPa)  
Max. 150 psi (1,034.2 kPa)



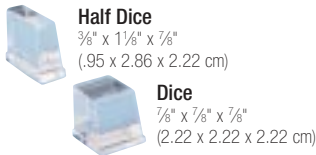
## Air Flow Top View



## AuCS@SI Accessory

Automatic Cleaning System purchased factory installed in the machine or as an option for field retrofits.

## 2 Cube Sizes Available



24-HOUR PRODUCTION †										lbs. kgs.	
AIR-COOLED UNIT				WATER-COOLED UNIT				REMOTE AIR-COOLED UNIT			
air temp		water temp		air temp		water temp		air temp		water temp	
°F	50°	70°	90°	°F	50°	70°	90°	°F	50°	70°	90°
°C	10°	21°	32°	°C	10°	21°	32°	°C	10°	21°	32°
70°	540	470	440	70°	550	490	440	-20° to 70°	520	470	420
21°	245	213	200	21°	249	222	200	-29° to 21°	236	213	191
80°	500	430	420	80°	530	480	430	90°	510	460	420
27°	227	195	191	27°	240	218	195	32°	231	209	191
90°	460	400	380	90°	520	480	420	100°	480	430	400
32°	209	181	172	32°	236	218	191	38°	218	195	181

†Production for Dice and Half Dice cubes. Data is published for 60 Hz machines. 50 Hz machines produce approximately 7% less ice.

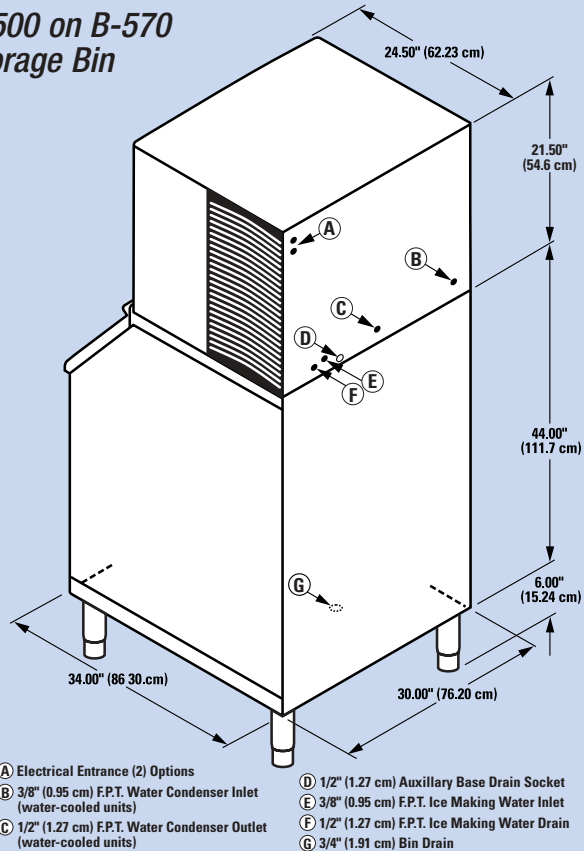
## Space-Saving Designs



	S-500 B-400	S-500 B-570
Height	59.50" 151.13 cm	71.50" 181.61 cm
Width	30.00" 76.20 cm	30.00" 76.20 cm
Depth	34.00" 86.30 cm	34.00" 86.30 cm
Bin Storage	290 lbs. 131.7 kgs.	430 lbs. 195.2 kgs.

Height includes adjustable bin legs 6.00" to 8.00", (15.24 to 20.32 cm) set at 6.00" (15.24 cm). For comparison purposes multiply ARI capacity by 1.3 (30%) to arrive at approximate "Application Rating Capacity." \*K-00214 bin adapter required.

## S-500 on B-570 Storage Bin



**Installation Note** - Minimum Installation Clearance: Top/Sides are 8" (20.32 cm), Back is 5" (12.7 cm).



MANITOWOC ICE, INC.  
2110 South 26th Street, P.O. Box 1720  
Manitowoc, WI 54221-1720, USA  
Ph: 920-682-0161 • Fax: 920-683-7589  
Visit us online at [www.manitowocice.com](http://www.manitowocice.com)



©2004 Manitowoc 8/04. Continuing product improvement may necessitate change of specifications without notice. 2830A