

Project:

Quantity:

Item #:

Model Specified:

TURBO AIR'S UNIQUE ENERGY SAVING DESIGN!

One, Two and Three Door Models

CABINET INTERIOR/EXTERIOR SPECIFICATIONS



Undercounter Refrigerator TUR-28SD, TUR-48SD, TUR-72SD

Exterior cabinet including top, doors, and sides are constructed of high quality stainless steel.

• NSF standard 7

Complies with and listed under ANSI / NSF-7.

• Excellent Cooling System

The powerful forced-air refrigeration system holds the pan and storage cabinet in a constant temperature. Evaporator fans and a newly designed louver allows uniform distribution of cold air over the food pan to keep the food temperature within the New NSF Standard 7.

• Clean interior

No joint-gap, harmless ABS sheet and highly dense polyurethane forming perfectly keep the cool air inside and makes it easy to clean. Also the white interior make it bright enough to be used without a lamp.
(TUR-72SD : Stainless Steel Interior)

• Stainless steel Louver

Stainless steel Louver allows distribution of cold air to reach all corners of the unit. It is also built to withstand against food acids and stains, which makes for easy clean up.

• 5" Casters Standard

• Self-contained system

No plumbing required. Simple installation with 7 feet power cord.

• Adjustable stainless steel wire shelves

Stable, durable, heavy duty.

• Self-closing door and recessed handle

Self-closing door.
Standard recessed handles.

• 18 Month Labor and Part Warranty for Super Deluxe series



LISTED
COMMERCIAL
REFRIGERATOR
AND/OR FREEZER
43BK



ISO9001



1250 Victoria St. CARSON, CA 90746
U.S.A & Canada Toll Free (800)627-0032 www.turboairinc.com

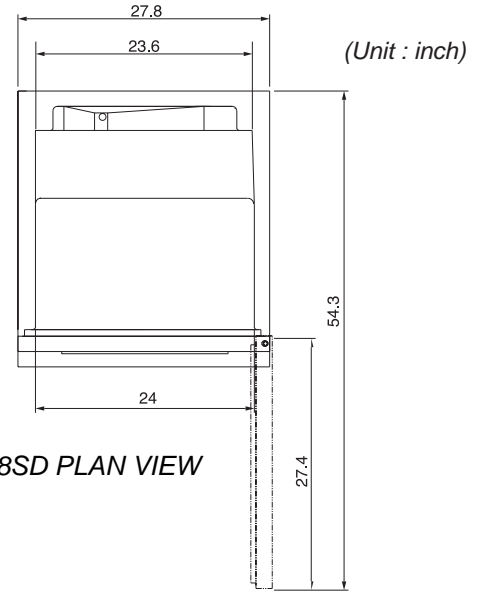
Project:	Quantity:	Item #:
Model Specified:		

One, Two and Three Door Models

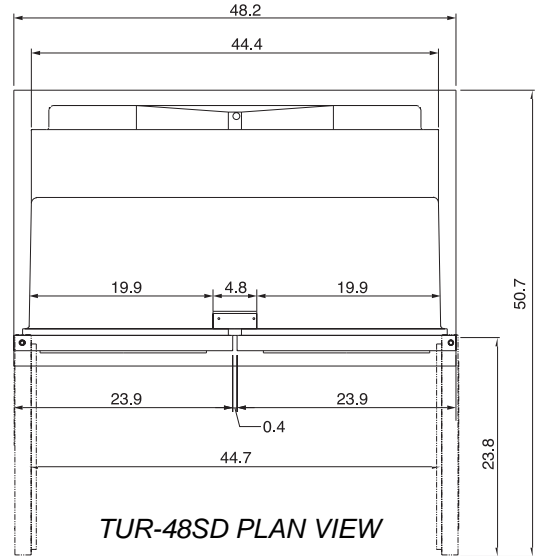
CABINET INTERIOR/EXTERIOR SPECIFICATIONS

MODEL	TUR-28SD	TUR-48SD	TUR-72SD
Exterior Dimensions(LxDxH)	27.8" x 30" x 36"	48.2" x 30" x 36"	72.7" x 30" x 36"
Capa. Cubic FT.	6.5	12	19
Comp.	1/5 HP	1/5 HP	1/3 HP
Temp.	32°F~42°F	32°F~42°F	32°F~42°F
Shelves	2 ea	4 ea	6 ea
Weight	178 lbs	244 lbs	340 lbs
Power	115V / 60 Hz	115V / 60 Hz	115V / 60 Hz
Amp.	4 A	4 A	7.0 A
Plug-In	Nema 5-15P	Nema 5-15P	Nema 5-15P

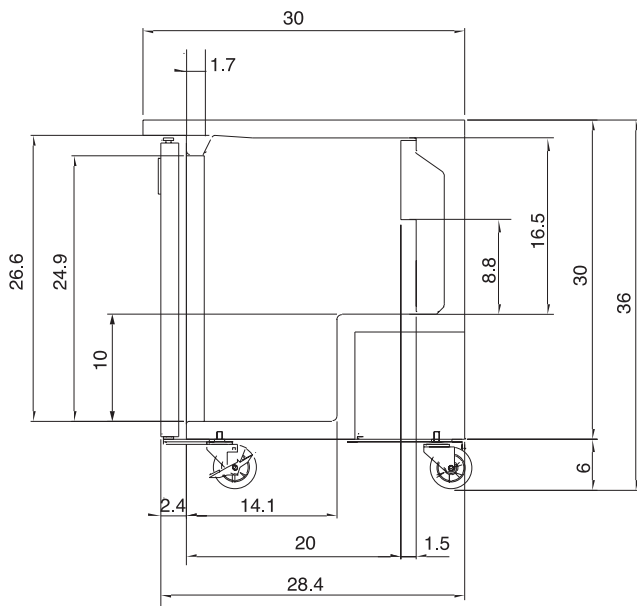
**Design and specifications can be changed without prior notice for product improvement.*



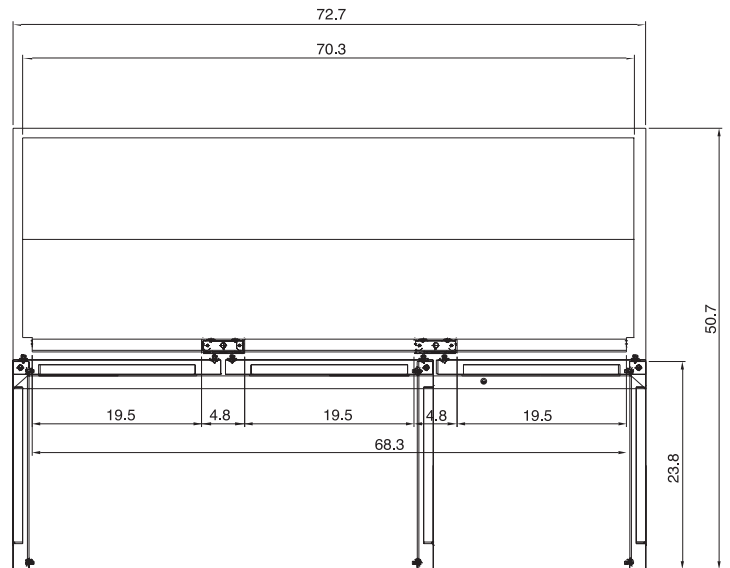
TUR-28SD PLAN VIEW



TUR-48SD PLAN VIEW



SIDE VIEW



TUR-72SD PLAN VIEW