



Lab & Pharmacy Refrigerators

Kelvinator Scientific brings you a complete selection of refrigerators designed specifically for the lab and pharmacy.

Engineered to provide many years of dependable service, these units assure you of greater temperature stability and top performance. The reliable, cost efficient models will meet all your storage requirements.

Each cabinet is designed to give maximum space utilization. Capacities range from 27.3 to 76.2 cu. ft. (773 to 2158 liters). Refrigerators offer a temperature range of 3°C to 13°C (35°F to 55°F) and feature cycle defrost (uprights only).

Urethane foam insulated solid doors deliver maximum insulating efficiency and added strength to doors. Glass door models feature durable double-paned tempered glass to save energy and conserve low operating temperatures.

Cabinet construction is 22 gauge cold rolled steel on the exterior and 26 gauge galvanized steel on the interior. Urethane insulation binds inner and outer walls into a single unit for greater strength and thinner wall construction for more working capacity.

Interior and exterior surfaces are finished with high luster powder coat finish for easier cleaning and attractive appearance.

STANDARD FEATURES:

- 5 Models to Choose from...
- Glass & Solid One-, Two-, and Three-Door Uprights
- Temperature Range 3°C to 13°C Refrigerators
- Epoxy Coated Steel Wire Shelves
- Capacities from 27.3 to 76.2 cu. ft. (773 to 2158 liters)



"Manufacturers of Kelvinator Commercial Refrigeration Products"
563 Corbin Road • Honea Path, SC 29654
800-486-8369 • Fax: 864-369-1668
www.kelvinator.us

Project:

Quantity:

Item#:

Model Specified:

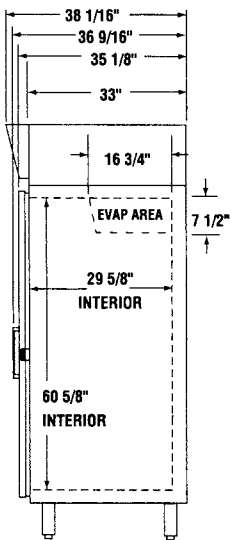
Approval: _____

Lab & Pharmacy Refrigerators

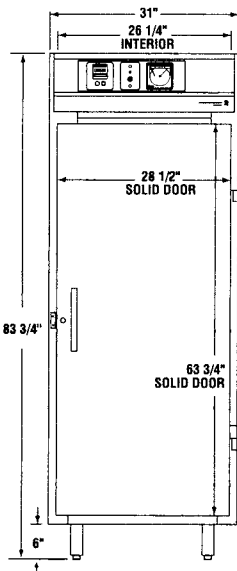
TECHNICAL DATA

Model	BT30RG	BT50RG	BT80RG	BT30RS	BT50RS
Capacity: (cu. Ft.)	27.3	49.1	76.2	27.3	49.1
(litres)	773	1390	2158	773	1390
Temperature Range:	3°C/35°F to 13°C/55°F	3°C/35°F to 13°C/55°F	3°C/35°F to 13°C/55°F	3°C/35°F to 13°C/55°F	3°C/35°F to 13°C/55°F
Exterior: (in.) HWD	83 3/4 x 31 x 38 1/16	83 3/4 x 52 x 38 1/16	83 3/4 x 78 x 38 1/16	83 3/4 x 31 x 38 1/16	83 3/4 x 52 x 38 1/16
(cm)	213 x 79 x 97	213 x 132 x 97	213 x 198 x 97	213 x 79 x 97	213 x 132 x 97
Interior: (in.) HWD	60 5/8 x 26 1/4 x 29 5/8	60 5/8 x 47 1/4 x 29 5/8	60 5/8 x 73 1/4 x 29 5/8	60 5/8 x 26 1/4 x 29 5/8	60 5/8 x 47 1/4 x 29 5/8
(CM)	154 x 67 x 75	154 x 120 x 75	154 x 186 x 75	154 x 67 x 75	154 x 120 x 75
Doors: Keylock	single glass	2 glass	3 glass	single solid	2 solid
Legs:	6" adjustable	6" adjustable	6" adjustable	6" adjustable	6" adjustable
Shelves:	4 cantilever shelves & bottom rack	8 cantilever shelves & 2 bottom racks	12 cantilever shelves & 3 bottom racks	4 cantilever shelves & bottom rack	8 cantilever shelves & 2 bottom racks
Interior Lighting:	fluorescent	fluorescent	fluorescent	none	none
Insulation: Urethane	2 3/8" foam	2 3/8" foam	2 3/8" foam	2 3/8" foam	2 3/8" foam
Refrigerant:	R-404A	R-404A	R-404A	R-404A	R-404A
Compressor:	1/3 hp	1/2 hp	1/2 hp	1/3 hp	1/3 hp
Condenser:	fin & tube	fin & tube	fin and tube	fin and tube	fin and tube
Air Circulation:	forced air	forced air	forced air	forced air	forced air
Refrigerant Control:	expansion valve	expansion valve	expansion valve	expansion valve	expansion valve
Evaporator:	fin and tube	fin and tube	fin and tube	fin and tube	fin and tube
Thermostat:	adjustable	adjustable	adjustable	adjustable	adjustable
Defrost:	cycle	cycle	cycle	cycle	cycle
Voltage: Domestic	115/60/1	115/60/1	115/60/1	115/60/1	115/60/1
Running Amps:	7.2	10.2	15.0	7.9	7.9
Supply Plug:	5-15 NEMA	5-20 NEMA	5-20 NEMA	5-15 NEMA	5-15 NEMA
Shipping: Cubic Ft.	87	135	193	87	135
Weight: (lbs.) Domestic	485	785	1080	470	685
International	635	960	1325	615	815

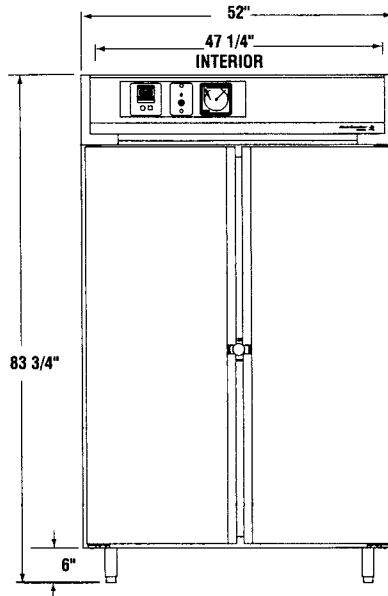
SIDE VIEW
ALL MODELS



BT30RG & BT30RS



BT50RG & BT50RS



BT80RG

