

Kelvinator

SCIENTIFIC

Lab & Pharmacy Freezers



Kelvinator Scientific brings you a complete selection of freezers designed specifically for the lab and pharmacy.

Engineered to provide many years of dependable service, these units assure you of greater temperature stability and top performance. The reliable, cost efficient models will meet all your storage requirements.

Each cabinet is designed to give maximum space utilization. Capacities range from 27.3 to 76.2 cu. ft. (773 to 2158 liters). Freezers have a temperature range of -12°C to -40°C (10°F to -40°F) and feature automatic defrost.

Urethane foam insulated solid doors deliver maximum insulating efficiency and added strength to doors. Glass door models feature durable double-paned tempered glass to save energy and conserve low operating temperatures.

Cabinet construction is 22 gauge cold rolled steel on the exterior and 26 gauge galvanized steel on the interior. Urethane insulation binds inner and outer walls into a single unit for greater strength and thinner wall construction for more working capacity.

Interior and exterior surfaces are finished with high luster powder coat finish for easier cleaning and attractive appearance.

STANDARD FEATURES:

- 5 Models to Choose from...
- Glass & Solid One, Two, Three and Quad Door Models
- Temperature Range -12°C to -40°C Freezers
- 2" CFC-free foam insulated solid doors with locks
- Capacities from 27.3 to 76.2 cu. ft. (773 to 2158 liters)

NATIONAL REFRIGERATION COMPANY

"Manufacturers of Kelvinator Commercial Refrigeration Products"

563 Corbin Road • Honea Path, SC 29654
800-486-8369 • Fax: 864-369-1668
www.kelvinatorcommercial.com

Project:

Quantity:

Item#:

Model Specified:

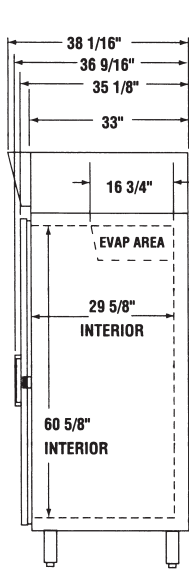
Approval: _____

Lab & Pharmacy Freezers

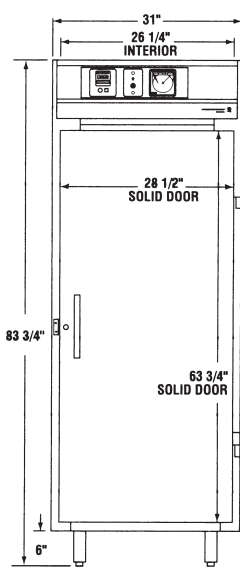
TECHNICAL DATA

Model	BT30FS	BT50FS	BT80FS	BTL30FS	BTQ50FSHD
Capacity: (cu. Ft.)	27.3	49.1	76.2	27.3	49.1
(litres)	773	1390	2158	773	1390
Temperature Range:	-12°C/10°F to -30°C/-20°F	-12°C/10°F to -30°C/-20°F	-12°C/10°F to -30°C/-20°F	-12°C/10°F to -40°C/-40°F	-12°C/10°F to -40°C/-40°F
Exterior: (in.) HWD	83 3/4 x 31 x 38 1/16	83 3/4 x 52 x 38 1/16	83 3/4 x 78 x 38 1/16	83 3/4 x 31 x 38 1/16	83 3/4 x 52 x 38 1/16
(cm)	213 x 79 x 97	213 x 132 x 97	213 x 198 x 97	213 x 79 x 97	213 x 132 x 97
Interior: (in.)HWD	60 5/8 x 26 1/4 x 29 5/8	60 5/8 x 47 1/4 x 29 5/8	60 5/8 x 73 1/4 x 29 5/8	60 5/8 x 26 1/4 x 27 5/8	60 5/8 x 47 1/4 x 27 5/8
(CM)	154 x 67 x 75	154 x 120 x 75	154 x 186 x 75	154 x 67 x 71	154 x 120 x 70
Doors: Keylock	single solid	double solid	triple solid	single solid with 2 solid inner doors	four, solid 1/2 doors
Legs:	6" adjustable	6" adjustable	6" adjustable	6" adjustable	6" adjustable
Shelves:	4 cantilever shelves & bottom rack	8 cantilever shelves & 2 bottom racks	12 cantilever shelves & 3 bottom racks	4 cantilever shelves & bottom rack	8 cantilever shelves & 2 bottom racks
Interior Lighting:	40-watt incandescent	40-watt incandescent	40-watt incandescent	40-watt incandescent	none
Insulation: Urethane	walls 2 3/8" foam, door 2" foam	walls 2 3/8" foam, door 2" foam	walls 2 3/8" foam, door 2" foam	walls 2 3/8" foam, door 2 inner doors 3/4" foam	walls 2 3/8" foam, door 2" foam
Refrigerant:	R-404A	R-404A	R-404A	R-404A	R-404A
Compressor:	1/2 hp	1/2 hp	3/4 hp	1/2 hp	1 1/2 hp
Condenser:	fin and tube, forced air	fin and tube	fin and tube	fin and tube	fin and tube
Air Circulation:	forced air	forced air	forced air	forced air	forced air
Refrigerant Control:	expansion valve	expansion valve	expansion valve	expansion valve	expansion valve
Evaporator:	fin and tube, forced air	fin and tube, forced air	fin and tube, forced air	fin and tube, forced air	fin and tube, forced air
Thermostat:	adjustable with adjustable differential	adjustable with adjustable differential	adjustable with adjustable differential	adjustable with adjustable differential	adjustable with adjustable differential
Defrost:	automatic electric	automatic electric	automatic electric	automatic electric	automatic electric
Voltage: Domestic	115/60/1	115/60/1	115/60/1	115/60/1	208-230/60/1
Export	230/50/1	230/50/1	230/50/1	230/50/1	208-230/60/1
Running Amps:	13.6	13.6	16.0	12	11.0 Min. 15A circuit
Supply Plug:	5-20 NEMA	5-20 NEMA	5-20 NEMA	5-15 NEMA	conduit connected
Shipping: Cubic Ft.	87	135	193	87	135
Weight: (lbs.) Domestic	460	688	900	637	898
Export	594	810	1042	654	1048

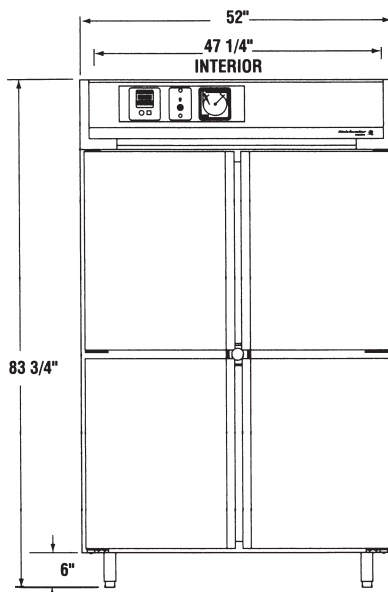
SIDE VIEW
ALL MODELS



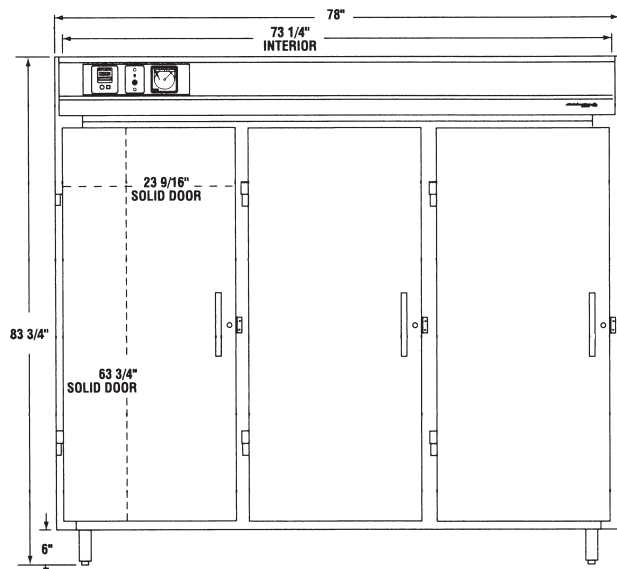
BT30FS & BTL30FS



BTQ50FSHD



BT80FS



NATIONAL REFRIGERATION COMPANY

"Manufacturers of Kelvinator Commercial Refrigeration Products"

563 Corbin Road • Honea Path, SC 29654
800-486-8369 • Fax: 864-369-1668
www.kelvinatorcommercial.com